

SOUTH PLAINS HORTICULTURE

For the most recent updates, straight from the source



Happy
Valentines
Day



Stop Guessing



WE OFFER PROFESSIONAL, DIAGNOSTIC REASONABLY PRICED SOIL TESTING FOR TEXANS. WE TEACH HOW TO COLLECT SAMPLES TO TEST AS WELL AS HOW TO INTERPRET AND EVALUATE THE RESULTS. SOIL TESTING CAN INFORM WHAT NUTRIENTS ARE NEEDED IN THE SOIL TO OPTIMIZE GROWTH AND HEALTH FOR A VARIETY OF PLANTS AND CROPS. STOP GUESSING AND GET YOUR SOIL TESTED BEFORE APPLYING FERTILIZER AND OTHER SOIL AMENDMENTS. GET ALL THE INFORMATION HERE: [HTTPS://SOILTESTING.TAMU.EDU/](https://soiltesting.tamu.edu/)

WHAT'S GROWING ON:

- Plant Soon: Onions 2
- Commercial Turf & Ornamental Workshop 3
- In The Weeds Book Club 4
- Ag Chat 5
- The Drop of Life 6
- Upcoming Events 7
- Tree of the Month! 8
- Shrub of the Month! 8
- TDA Harvest of the Month 9



Brrrr

How To Cover Your Plants For Harsh Weather

Driving through Lubbock neighborhoods, I often see well intentioned homeowners cover outdoor plants and pots incorrectly. This then typically results in frustration when the plant doesn't survive. Remember that our ground can be the biggest heat conductor and use it your your advantage!

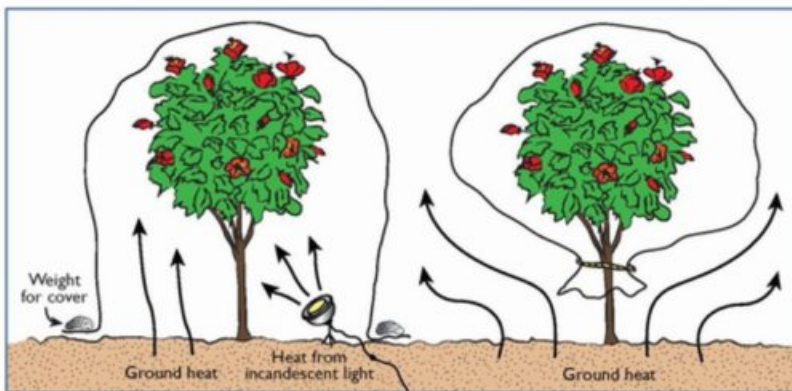


Figure 6. Proper plant cover loosely draped over the top of a plant (left), and an improperly placed cover tied tightly around the trunk (right).

Watering Before Temperature Extremes

Why does irrigating before a cold spell work? Water is a better thermal conductor than air. Soil that has moisture in it can better absorb and transfer heat from the sun into the soil profile during the day and back upwards towards the surface and plant canopy at night. Moisture will also darken light colored soils like sand, making them absorb more heat. This can be potentially helpful in increasing overnight minimum air temperatures and reducing damage to plants.

How much irrigation should I apply to moisten the soil?

Apply enough water to wet the soil to a six inch depth do not apply water to any exposed part of the plant (leaves, stems, etc).

Now is the time to check your mulch piles!

A good 2"-3" even layer of mulch will also help insulate plant roots and hold moisture in the soil. Please spread the mulch evenly across planter beds or trees wells. No mulch volcanoes!

TREE MULCH



How my friends think it should look



How my parents think it should look



How my neighbors think it should look



How society thinks it should look



How I thought it should look



How it should actually look

Incorrectly applying mulch around a tree in the shape of a volcano can cause the roots to grow around the trunk, **strangling** it. This could eventually lead to the **loss** of the tree.

Learn more at <http://texastreeplanting.tamu.edu/>



Good Mulching



Bad Mulching



FOLLOW US



[AT] LUBBOCK AGRILIFE EXTENSION HORTICULTURE



Texas A&M AgriLife Extension Lubbock
County presents

2025 COMMERCIAL TURF & ORNAMENTAL WORKSHOP

FRIDAY, FEBRUARY 21, 2025 | 8:30AM - 3:00PM | \$50.00

5 TDA CEUS | LUNCH PROVIDED
TEXAS A&M RESEARCH CENTER 1102 E FM RD 1294
LUBBOCK

Registration & Payment Required by Friday, February 14, 2025

For questions, please call (806) 775-1740

 NO PAY AT THE DOOR Check & Card Payments Only

Mail registration and payment to:
Lubbock County Extension, PO Box 10536, Lubbock, TX 79408
Or hand deliver to Lubbock County Extension Office: 916 Main STE 401 Lubbock
Make checks payable to AgriLife Extension Acct. 272113

Name on CEU Certificate: _____

Pesticide Applicator License#: _____

Phone #: _____

Email: _____



Pay with credit card here:
<https://2025commercialturf.eventbrite.com>
Registration is still required!



TREE PRUNING SEASON

Now Is The Time To Prune

The dormant season, when all exposed tree parts are hibernating, is the best time to prune most landscape shade trees. On the South Plains this time window can vary, depending on weather conditions, but generally is December, January and into the beginning of February until bud swell. The only exception is pruning storm damaged trees immediately following a storm. Here are some tips to help you through:


1. Safety first!
 - a. Check for utility lines and call the utility company if there is a line within 10'.
 - b. Wear proper protective gear, including safety glasses and hearing protection.
 - c. Don't prune using a ladder.
2. Don't top trees- not even Crape Myrtles!
 - a. Topping is a poor pruning practice that is not appropriate for landscape trees.
 - b. Topping stresses the tree, creates weakly attached sucker growth, and is down right ugly.
 - c. Instead, thin the tree canopy.
3. Remove dead, damaged or diseased branches first.
 - a. Make sure to sanitize blades if working with diseased plants.
4. Then prune for plant structure.
 - a. Promote wide branch angles and a 2:1 branch ratio- the smaller the branch diameter should be half as wide as the larger branch it's attached to.
5. Try not to prune any branch over 6" diameter.
6. Don't prune spring flowering trees such as redbuds until after they bloom.



Reminder → **VALENTINES DAY IS ALSO THE PERFECT TIME TO PRUNE YOUR ROSES!**



International Society of Arboriculture



For more information or to find a certified arborist visit: www.isa-arbor.com

IT'S SEED STARTING SEASON

Starting transplants from seeds in your home is a good way to get a head start on the growing season. By setting vigorous transplants rather than seeds into the garden, at least 4 to 8 weeks can be cut from the time required between planting and harvesting or of getting effective landscape color. Growing your own plants may be the only way to obtain a new or special variety you want. It also allows you to save seed to replenish your stock for next year!



MATERIALS TO GET STARTED

- Containers: any shallow receptacle that holds soil, such as flats with or without individual cells, peat or paper pots, egg carton bottoms or halved milk cartons.
- Germinating mix: commercial or homemade. Mix your own with a 50-50 combination of fine sphagnum peat moss and vermiculite.
- Seeds
- Plastic bags, plastic wrap or plastic cover for your container
- Watering Container
- Plant labels
- Heating mat (optional)
- Light source
- An out of the way area space for your setup

READ THE SEED PACKET! IT HAS ALL THE INFO. YOU NEED!



HELPFUL TIPS


I always start my warm season seed on Super Bowl Sunday!- Christina Reid



Head over to our FaceBook page to see our seed starting video!

SOW & GROW

Are you in need of seeds for this growing season? Check out the Lubbock Public Libraries to make use of the Sow & Grow Seed Library programs. Each library has a variety of seed packets free of charge to the community! Seed donations are also appreciated.



GERMINATION MIX

Any loose, fertile, disease-free soil mix will work but needs to be pasteurized. Soilless mixes do not need to be pasteurized but tend to be more expensive. Make your own here



CONTAINERS



Recipe

Soilless Seed Starting Mix

DO IT
DIY
YOURSELF

INGREDIENTS

- 1/2 bushel horticultural perlite or vermiculite
- 1/2 bushel coarse sphagnum peat moss or shredded pine bark
- 3 ounces 20% superphosphate
- 6 ounces dolomitic limestone or ground limestone
- 3 ounces complete fertilizer EX. 8-8-8

DIRECTIONS

TIP: The peat mixes with the other ingredients more easily if it is moist – not soaking wet. The night before, spread the dry peat out and sprinkle with just enough water to dampen it, or dampen in the bag.

Follow these steps in mixing the ingredients:

- Pour the dampened peat moss or shredded pine bark and perlite or vermiculite in a rough pile.
- Sprinkle the fertilizer over the top.
- Shoveling from the base of the pile, make a second cone-shaped pile by pouring each shovelful directly on top so ingredients dribble down the sides.
- Shovel from the second pile and repeat the cone-shaped pile as before.
- Repeat the process again. It should now be well mixed.

Store the mix in clean plastic bags or plastic cans to keep it moist and clean.

GERMINATION FACTORS



Air movement cuts down on disease and rot.



Full sun needed for most plants!
Mimic sunlight patterns if using plant lights.



Soil should be moist but not swampy.
Bottom water if possible to keep water off leaves.

NEW

ASK THE AGENT + MORE!

Ask Texas A&M Extension Horticulture Agent Christina Reid any questions on horticulture, urban landscapes, home gardens + MORE!

Phone: (806) 775-1740
Email: christina.reid@ag.tmau.edu



Read seed packet. Don't plant too deep!



Soil should be 75 degrees.
Air should be 70-75 degrees.
Achieve this with heat mat or other heat source.



THE DROP OF LIFE

Water Weekly

For the week of 01/27/25

Water conditions

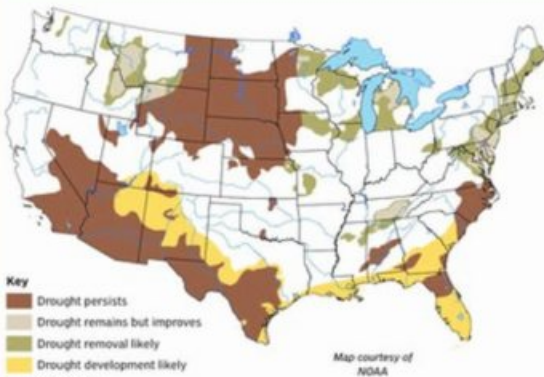
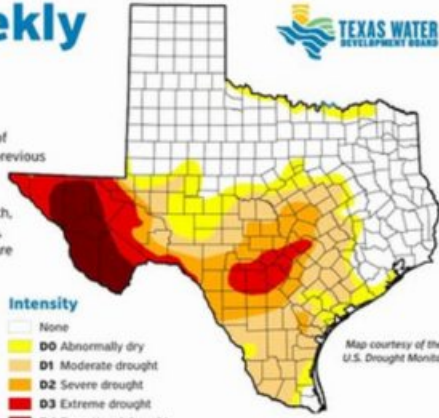
The latest drought map for conditions as of January 21 shows little change from the previous week. January is historically Texas' driest month, which encourages drought expansion — but it's also the coolest month, which discourages expansion. On average, changes in drought area during January are less than a percentage point.

Drought conditions

42% now
42% a week ago
67% three months ago
27% a year ago

Intensity

None
D0 Abnormally dry
D1 Moderate drought
D2 Severe drought
D3 Extreme drought
D4 Exceptional drought



U.S. seasonal drought outlook

The National Weather Service anticipates drought expansion in Texas by the end of April. But most of the Panhandle and North Texas are expected to remain drought free. And areas of East Texas which were recently designated drought free are also expected to avoid the return of drought.

By Dr. Mark Wentzel, Hydrologist, Office of Water Science and Conservation
Jonathan Mathers, Government Relations | Jonathan.Mathers@twdb.texas.gov | 512-463-7848
Media Relations | MediaRelations@twdb.texas.gov | 512-463-5129

www.twdb.texas.gov



JOIN THE TWDB'S AGRICULTURAL WATER CONSERVATION GRANTS WEBINAR ON FEBRUARY 19 TO LEARN MORE ABOUT THE PROGRAM AND HOW TO APPLY. YOU CAN RESERVE YOUR SPOT AT
[HTTPS://REGISTER.GOTOWEBINAR.COM/RT/6528833418127591253....](https://register.gotowebinar.com/RT/6528833418127591253)

AS A REMINDER, THE DEADLINE FOR APPLICATIONS IS ON MARCH 19, AT 2:00 P.M. UP TO \$1,500,000 IN GRANT FUNDING IS AVAILABLE FOR INITIATIVES THAT IMPROVE IRRIGATION EFFICIENCY, ENHANCE RESILIENCE TO WEATHER EXTREMES, AND PROMOTE INNOVATION IN AGRICULTURE. FIND MORE INFORMATION AT
[HTTPS://BIT.LY/TXAGGRANTS.](https://bit.ly/txaggrants)

County average temperature rank (130 years) January - December 2024



Colest 25% 1% Near Normal 1% 1% Warmest

BRAVING THE HEAT - A LOOK BACK AT 2024, THE HOTTEST YEAR FOR TEXAS SINCE 1895! JOIN DR. MARK WENTZEL AS HE DISCUSSES THE DROUGHT CONDITIONS AND SURFACE WATER SUPPLIES THAT DEFINED THE YEAR. WATCH HERE: [HTTPS://WWW.YOUTUBE.COM/WATCH?V=8TW6EVB44M0](https://www.youtube.com/watch?v=8TW6EVB44M0)

UPCOMING EVENTS

2025 COMMERCIAL EXHIBIT APPLICATION South Plains Fair Horticulture Show

CONTACT INFORMATION	
FIRST NAME	LAST NAME
ADDRESS	CITY
STATE	ZIP
EMAIL	PHONE NUMBER
COMPANY INFORMATION	
BUSINESS NAME	PRODUCTS OFFERED
BUSINESS TYPE	
BOOTH RENTAL TYPE	
<input type="checkbox"/> 10' x 10' Walk Through Display \$275.00 <input type="checkbox"/> 10' x 10' Table Top Booth \$175.00 <input type="checkbox"/> 10' x 10' Show Booth \$175.00	This type of display allows potential customers to view your products from all angles and get a sense of your booth layout. (Example: Fully landscaped garden with flowers and plants.) This type of display allows potential customers to view your products from all angles and get a sense of your booth layout. (Example: Fully landscaped garden with flowers and plants.) This type of display allows potential customers to view your products from all angles and get a sense of your booth layout. (Example: Fully landscaped garden with flowers and plants.)
Do you need electricity in your booth? <input type="checkbox"/> Yes <input type="checkbox"/> No If you plan to sell goods in your booth, do you have the necessary license to do so? <input type="checkbox"/> Yes <input type="checkbox"/> No	
ADDITIONAL DETAILS	
ANYTHING ELSE YOU WANT US TO KNOW?	
SHOW DETAILS	
ALL SPACES ARE AVAILABLE ON A FIRST-COME, FIRST-SERVE BASIS. A PAYMENT OF \$50.00 OF THE BOOTH RENTAL MUST BE SUBMITTED WITH THE SIGNED CONTRACT. NO LATER THAN MAY 30, 2025. THIS DEPOSIT IS NON-REFUNDABLE. THE BALANCE OF THE CONTRACT MUST BE PAID IN FULL BY AUGUST 1, 2025. SOUTH PLAINS FAIR OPEN FOR BUSINESS DATES ARE SEPTEMBER 19-27, 2025. MOVIE NIGHT IS SEPTEMBER 19-27, 2025. MOVIE OUT DAY IS SEPTEMBER 19, 2025.	
DATE:	SIGNATURE:
PLEASE RETURN TO SUPERINTENDENT CHRISTINA REID CHRISTINA.REID@SPLFAIR.COM OFFICE: (806) 775-1740	

SECOND SATURDAY

Starting Seeds Indoors



Lubbock Arboretum 2nd Saturday Program
Annual Meeting Saturday, February 8,
10 am 4111 University Ave.

In The Weeds



Our January Book is: *The Food Explorer*
By: Daniel Stone
February meeting 2/10/25 6:30 pm
Texas A&M AgriLife Extension Lubbock County Office
916 Main Street STE 401
Please RSVP to Christina Reid (806) 775-1740

TEXAS A&M
AGRI LIFE
EXTENSION

SEED & STEM Festival

LBK ARBORETUM
4111 University Ave. Lubbock TX

APRIL 26TH
11AM-5PM

Explore unique finds from local vendors, groove to live music, and indulge in tasty treats from food trucks. Get creative with hands-on workshops like flower crown making, and let the kids enjoy sunny, family-friendly activities.

FOR MORE INFORMATION VISIT MO-MARKETS.COM

SCHOLARSHIP

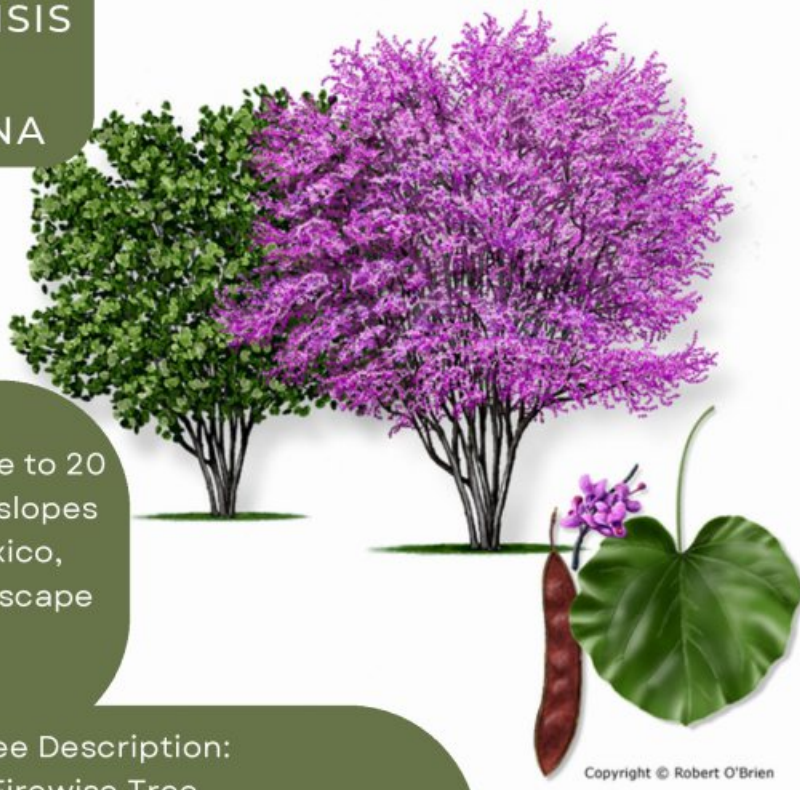


ARE YOU INTERESTED IN STUDYING PLANTS AT THE COLLEGE LEVEL? ARE YOU A HIGH SCHOOL STUDENT HEADING TO COLLEGE OR A CURRENT COLLEGE STUDENT? IF YOU ANSWERED YES, BE SURE TO CHECK OUT THE LUBBOCK MASTER GARDENER ASSOCIATION \$2,000.00 SCHOLARSHIP PROGRAM. APPLICATIONS ARE ACCEPTED THROUGH APRIL 1.

TREE OF THE MONTH!

CERCI
CANADENSIS
VAR.
MEXICANA

An arching, multi-trunked shrub or small tree to 20 feet tall. Native to the shaded canyons and slopes of extreme southwest Texas and into Mexico, Mexican Redbud can also be used as a landscape tree for hot, dry locations.



Tree Description:

Firewise Tree

Water Use: Low once established

Light Requirement: Part Shade to full shade

Cold Tolerant: yes

Heat Tolerant: yes

SHRUB OF THE MONTH!

ROSA
'RADTKO'

Grows 3-4' ht & sp The Double Knock Out® Rose offers bright blooms from spring until fall. Its dense habit makes it perfect for mass shrub borders. In fall, the foliage turns purple in color. This rose can be used as a specimen, in groups, borders, foundations, or rose gardens. Prefers medium moisture well-drained soil in full sun.

RED LEAF LETTUCE

HARVEST OF THE MONTH
FEBRUARY



Red leaf lettuce has large, open leaves and is a reddish-purple color. Lettuce is harvested by cutting the short stem underneath the leafy mass called the "head." Other varieties include romaine, green and butter. Red leaf lettuce is fat-free and offers more nutrients than green lettuce. As one of the world's most popular salad vegetables, lettuce comes in many shapes, sizes and colors. It is usually served cold and fresh although it can be cooked or steamed for a culinary adventure.

DID YOU KNOW?

Red leaf lettuce comes from a big family, including: new red fire lettuce, red sails lettuce, redina lettuce, galactic lettuce and benito lettuce.

FUN FACT

Did you know lettuce is a member of the sunflower family?



RED LEAF LETTUCE GROWING REGIONS

- | | |
|--------------------|----------------------|
| 1. The High Plains | 5. Trans Pecos |
| 2. North Texas | 6. Winter Garden |
| 3. East Texas | 7. Coastal Blend |
| 4. Central Texas | 8. Rio Grande Valley |



TEXAS DEPARTMENT OF AGRICULTURE
COMMISSIONER SID MILLER

This product was funded by USDA. This institution is an equal opportunity provider.

