



Palo Pinto County 4-H Photography Contest

2025 - 2026 Rules and Guidelines

Please read the guidelines. Some revisions have been made.

Entry Deadline – Sunday, February 15, 2026

Printed copies of photos are not needed. The digital images will be used at all levels.

Participants will complete the registration process online and upload a digital photo for each entry through the Palo Pinto County Fair Entry Site.

<https://palopintocounty.fairentry.com>

PURPOSE

The Texas 4-H Photography Contest encourages self-expression and allows youth to demonstrate skills learned in photography, including the use of photographic equipment and process of photographs.

The Palo Pinto County 4-H Photography Contest will follow the guidelines of the District 3 4-H Photography Contest and the Texas 4-H Photography Contest. Category winners of each age group other than Clover Kids will advance to the next level of competition.

RULES AND PROCEDURES

Participation Requirements & Grades	Must be a currently enrolled Palo Pinto County 4-H Member to enter. Clover Kid – Grades K-2 as of September 1, 2025 Junior – Grades 3, 4, and 5 as of September 1, 2025 Intermediate – Grades 6, 7, and 8 as of September 1, 2025 Senior - between the grades of 9th and 12th as of September 1, 2025
Photo Eligibility	All photos must be taken with a digital camera (smartphone cameras are included). Photo must be taken by participants between the dates of January 1, 2025 and the time of entry. Photos may be submitted only one time and in only one category.
Photo Format	Must be .jpeg, .jpg. Contestants may use any file naming structure. No RAW files allowed. (updated; removed .png)
Number of Entries	Each member is limited to 3 photos per category.
Entry Fee	There is no entry fee.
Registration and Uploading	All entries must be submitted online by February 15, 2026. Participants will need to complete the entry process at https://palopintocounty.fairentry.com Please see entry instructions for more information.
Deadlines & Entry Period	Registration on Fair Entry Opens: January 15, 2026 Registration on Fair Entry Closes: February 15, 2026 at 11:59 pm
Ratio and Size	Size Ratio: any size ratio, except for panoramic, is acceptable. For this contest, panoramic is defined as a photo with an aspect ratio of 3:1 or 1:3 or wider/taller. File Size: Photo must be a minimum of 1 MB (1,000 KB) and a maximum of 20 MB. Tips: Upload the highest resolution possible. Review your photo at 100% size before uploading. Check your photo's file properties and/or metadata to ensure it meets the file size requirements. 1 MB (megabyte) is equivalent to 1,000 KB (kilobytes). Photos that are less than 1,000 KB do not meet the minimum file size requirement.
Alterations	Color and Black & White photos are allowed in all categories. Although slight computer enhancements are allowed, such as cropping, minor adjustment of lighting, and red eye reduction; substantially altered photography, such as applying design styles, or using computer graphics will disqualify an entry. Any other alteration, manipulation, or edits to a photo would require the photo to be entered into the Enhanced category.

Text on Photographs	Photographs must not contain camera or user placed text. This includes such things as date stamps, comments, watermarks, or titles. Text or wording that is part of the original photograph (i.e. photo of a street sign, etc.) is acceptable.
Original Work of 4-H member	The entry must be the original photographic work of the 4-H member and not a photo taken by family members, other 4-H members, or secured from any other printed/electronic source. Any photo proven to be found as not original work will result in disqualification of ALL the 4-H member's entries into the Photography Contest. Additionally, actions may be taken against the 4-H member in regard to the Consequences of Misbehavior and Code of Conduct signed by the 4-H member.
ADA Accommodations	If the participant needs any type of accommodation to participate in this program or has questions, please contact Lynette Bacock at 940-659-1228 by February 1, 2026.

AWARDS, DISPLAY AND JUDGING

Awards and Recognition	<p>Quality Awards Blue, Red, White and Green Participation quality awards will be given to entries.</p> <p>Best of Category Best of category will be presented to one photo in each category of each age group. These photos will advance to either the district (junior and intermediate) or state (senior) levels.</p> <p>Best of Show One Best of Show will be selected from each age group.</p>
Judging and Results	<p>Judges will determine the placings and all decisions are final. Photos will be evaluated on the following elements:</p> <p>Impact - Impact is the sense one gets upon viewing an image for the first time. Compelling images evoke laughter, sadness, anger, pride, wonder or another intense emotion. There can be impact in any of the judging elements.</p> <p>Creativity - Creativity is the original, fresh, and external expression of the imagination of the maker by using the medium to convey an idea, message or thought.</p> <p>Technical - Technical is the quality of the image itself as it is presented for viewing, which includes the following aspects:</p> <ul style="list-style-type: none"> • allowable amounts of retouching and adjustments (removal of red eye, cropping, minor straightening) • sharpness and correct color balance. • lighting, which includes the use and control of light. The use of lighting whether natural or man-made and its proper use to enhance the image. • posing and capturing of the image. <p>Difficulty - Difficulty is the level of challenge in capturing the image. It takes into account factors such as lighting conditions, subject movement, timing, and setting. Higher scores reflect images where the photographer successfully managed more complex or demanding conditions.</p> <p>Composition - Composition is important to the design of an image, bringing all of the visual elements together in concert to express the purpose of the image. Proper composition holds the viewer in the image and prompts the viewer to look where the creator intends. Effective composition can be pleasing or disturbing, depending on the intent of the image maker.</p> <p>Subject Matter - Subject Matter should always be appropriate to the story being told (i.e. category the photo is entered into) in an image. Subject matter also include the center of interest for the photograph or where the maker wants the viewer to stop and they view the image.</p> <p>Story Telling - Story Telling refers to the image's ability to evoke imagination or emotion. One beautiful thing about art is that each viewer might collect his/her own message or read her own story in an image.</p>
Display and Participation	Photos could be displayed at the Extension office and possible other locations including social media following judging. Those photos advancing to the next level of competition may be on display at those events.

RELEASES

Content	Photos that are deemed obscene, vulgar, sexually oriented, hateful, threatening, or otherwise violate any decency standards or laws are strictly prohibited. The Texas 4-H Youth Development Program reserves the right to determine and refuse inappropriate or unsuitable entries.
Copyright	The Texas 4-H Youth Development Program respects the rights related to copyright laws and intellectual property. All photos must be the participant's own work. Use of a photo from other sources/people is not allowed. The photographer retains the copyright of any submitted images.
Display and Future Usage Rights	By entry, the participant grants a license to the Texas 4-H Youth Development Program, Texas A&M AgriLife Extension, and any other public or private agency authorized by the Texas 4-H Youth Development Program, the use and rights associated to the use of the photographic likeness, in promotional publications, and other media, without compensation. Certain photos may be used for 4-H program and marketing uses.
Model and Property Releases	It is required that each participant have sufficient permission granted to both the photographer and the Texas 4-H Youth Development Program to publish and use, as needed, any photo showing any recognizable locations or people photographed. Documentation should be retained by the participant and be available upon request from the Texas 4-H Youth Development Program.

DISQUALIFICATION

Reasons for disqualification	<ul style="list-style-type: none"> • Broken content rule. This includes inappropriate or unsuitable content. • Broken copyright rule. Photo is not the original work of the 4-H member. This action is considered theft, which is a major offense in the Texas 4-H Rules & Guidelines. • Broken display and future rights usage rule. • Broken model and property release rule. • Category: Does not meet category criteria, rules or guidelines. (see category descriptions) • Category: More than 3 entries into a category. • Category: Same photo entered in multiple categories. • Extremely poor quality and/or low resolution causing the subject matter to be unrecognizable. • Manipulation of photo beyond what is allowed.
Appropriateness of Category	It is extremely important that 4-H members, project leaders, parents, and County Extension Agents review the descriptions of each category very carefully. Do not enter photographs into categories that are duplicates from other categories or ones that do not clearly meet the category description. Photographs that do not meet the description of the category may be disqualified at the judge's discretion.

Texas A&M AgriLife Extension Service provides equal opportunities in its programs and employment to all persons, regardless of race, color, sex, religion, national origin, disability, age, genetic information, veteran status, sexual orientation, or gender identity. The Texas A&M University System, U.S. Department of Agriculture, and the County Commissioners Courts of Texas Cooperating

TEXAS 4-H PHOTOGRAPHY CONTEST
2025-2026 CATEGORIES
(all descriptions have been revised/simplified)

CATEGORY	DESCRIPTION	NOT ALLOWED
Animals – Domestic	Photos of domesticated animals adapted for human environments. Examples: dogs, cats, horses, pigs, chickens.	Wildlife, all waterfowl, zoo animals, or animals not under human care.
Animals – Wildlife	Photos of undomesticated animals in natural or zoo-like environments. Examples: deer, ducks, birds, snakes, whales.	Domesticated animals, livestock, or pets.
Catch-All	Photos that do not fit in any other category.	Duplicate entry of a photo already submitted in another category. Photo that belongs in another category.
Details & Macro	Close-up photos highlighting fine details or making small objects appear larger than life. Examples: insect eyes, veins on a leaf, water droplets.	Standard close-ups that don't emphasize fine details; digitally created "macro look" (heavily cropped to simulate a close-up)
Dominant Color	Photos where one specific color is the primary visual element. Examples: a bowl of lemons in strong yellow light.	Black & white, sepia, duotone, or multiple equally dominant colors.
Elements of Design	Photos emphasizing line, shape, pattern, form, texture, or perspective. Examples: repeating tile patterns, ripples in water showing repeating patterns, a spiral staircase showing perspective, textured bark on a tree, etc.	Digitally created or computer-generated designs (Photoshop, Illustrator, etc.).
Enhanced	Photos significantly manipulated or created using editing techniques. Examples: composites, stitched panoramas, artistic filters.	Use of stock, AI-generated, or non-original images.
Food	Still-life style photos highlighting food for artistic or commercial effect. Examples: meals, cakes, fruits, table settings.	Alcoholic beverages or photos where food is not the main subject.
Landscape & Nature (Non-Animal)	Photos of outdoor scenics and natural settings without animals as the main focus. Examples: gardens, seascapes, cityscapes.	People, man-made structures, or animals as the main subject.
Leading Line	Photos using lines to guide the viewer's eye toward the subject. Example: a river leading to a bridge.	Weak or implied lines that do not clearly guide the eye.
Long Exposure	Photos using extended shutter speeds to capture motion effects or low-light scenes. Examples: fireworks, night skies, light trails, waterfalls.	Images with artificial blur or digital effects simulating long exposure.
Motion/Action	Photos that capture and freeze movement. Examples: sports, running animals, spinning rides.	Images of objects that are typically stationary or slow-moving. Blurry or poorly focused photos unless intentionally artistic.
People	Photos of individuals or groups across all ages and activities. Examples: families, children, portraits, fashion, sports.	Photos without model consent; animals or objects as main subject.
Plant/Flora	Photos of a single flower, tree, bush, or plant as the primary subject. Examples: a rose, a tree's canopy. <i>(Large landscapes with multiple plants belong in Landscape & Nature.)</i>	Large landscapes where a single plant is not the central focus.
Reflections	Photos capturing mirrored images in water, glass, metal, or other reflective surfaces. Examples: lakes, puddles, water droplet, building facades.	Images where the reflection is not the primary subject.
Shadow/Silhouette	Photos where a shadow or silhouette is the primary subject against a brighter background. Examples: shadows of people, animals, or structures.	Images where the shadow or silhouette is not the primary subject.
Transportation	Photos showcasing vehicles or modes of travel. Examples: bustling urban streets, cars, buses, trains, boats, bicycles, airplanes, and rockets.	Images where transportation is background only, not the subject.
Theme – Volunteers in Action (New)	Celebrate the heart of Texas 4-H by capturing volunteers in meaningful moments of service. From mentoring youth and leading workshops to organizing events and supporting communities, showcasing the dedication, passion, and behind-the-scenes efforts of 4-H volunteers who make a difference every day.	Posed portraits without volunteer activity shown; photos where the subject is not a 4-H volunteer.

2026 Palo Pinto County 4-H Photography Contest Entry Instructions

Entries will be completed through the same site used for the Palo Pinto County Fair Entries.
All entries must be submitted by February 15, 2026.

The following instructions should help you with the entry process.
If you have any questions or problems, please contact the Palo Pinto County Extension Office at
940-659-1228 or Email lynette.babcock@ag.tamu.edu.

Access the Entry Site

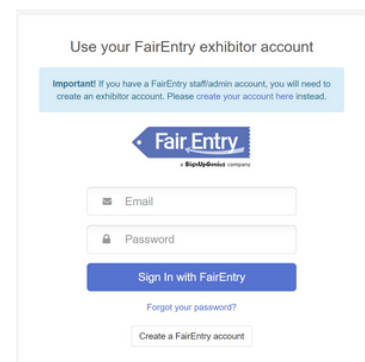
<https://palopintocounty.fairentry.com>



Login or Create an Account

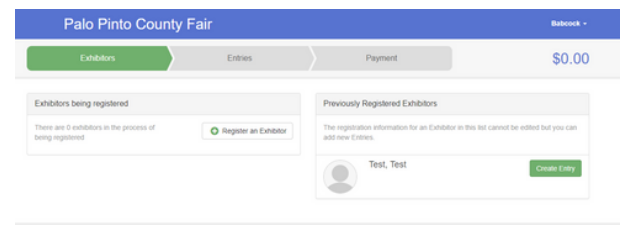
If you entered the Palo Pinto County Fair, you can enter your information to login.

If you have not registered with the FairEntry site before, create a new account.



Add or Select an Exhibitor (4-H Member)

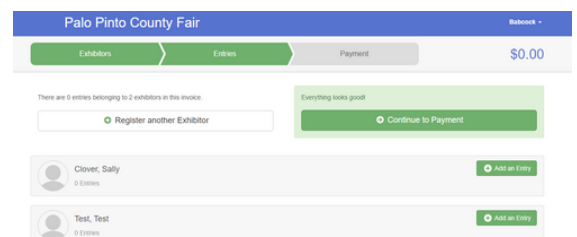
Once you have logged in, you should be able to add an exhibitor or select a previously registered exhibitor.



Creating Entries

Each 4-H member may have up to 3 photos per class.
One entry must be made for each photo entered.

Click Add an Entry beside the correct 4-H member.



Choose the 2025 Palo Pinto County 4-H Photography Contest



Choose Department and Division

2024 Palo Pinto County 4-H Photography Contest (Palo Pinto County 4-H Members Only -Entries Open February 1, 2024)	Select
2024 Palo Pinto County Fair Creative Arts	Select

Cancel Choose

Select the Correct Age Group of the 4-H Member

Choose Department and Division

Department: 2024 Palo Pinto County 4-H Photography Contest (Palo Pinto County 4-H Members Only -Entries Open February 1, 2024) [Change](#)

1: Clover Kids Grades K-2 (Palo Pinto County 4-H Members Only)	Select
2: Junior Grades 3-5 (Palo Pinto County 4-H Members Only)	Select
3: Intermediate Grades 6-8 (Palo Pinto County 4-H Members Only)	Select
4: Senior Grades 9-12 (Palo Pinto County 4-H Members Only)	Select

Cancel Choose

Select the Appropriate Class for Each Photo

You will be asked to enter a description and upload your photo.

Repeat this process if you have multiple photos. Please do not submit your entries until all of your photos have been entered/uploaded.

Palo Pinto County Fair [Help](#)

Exhibitors **Entries** Payment **\$0.00**

Starting an Entry

Department: 2024 Palo Pinto County 4-H Photography Contest (Palo Pinto County 4-H Members Only) [Change](#)

Division: 2: Junior Grades 3-5 (Palo Pinto County 4-H Members Only) [Change](#)

Select a Class to Continue

01: Animals - Domestic	Select
02: Animals - Wildlife	Select
03: Catch-All	Select
04: Details & Macro	Select
05: Elements of Design	Select
06: Enhanced	Select

Clover, Sally (1910001) Grade: 3 [View](#)

Existing entries (1)

Continue through the Payment Portion - No Fees are Required

Once all photos have been entered in the correct class and uploaded, continue through the payment process. There should be no charge, but it is necessary to complete this step.

Palo Pinto County Fair [Help](#)

Exhibitors **Entries** **Payment** **\$0.00**

1 Review 2 **Payment Method** 3 Confirm

Invoice [Summary](#) [Close](#)

Individual Exhibitor: Sally Clover	\$0.00
Individual Exhibitor: Test Test	\$0.00
Total:	\$0.00

Continue

Submit Your Entries

Palo Pinto County Fair Back

Exhibitors > Entries > Payment \$0.00

Home Payment Method Contact

One last step!
Agree to the terms below and press submit.

After you Submit

- Records will be locked to editing awaiting manager approval.
- Your credit card will not be charged until a manager approves the records.
- If the manager does not approve all the records, the amount charged to the credit card may be less than the amount cited here.

Payment Total
No payment is necessary.

[Submit](#)

You Should See a Message that Says Thanks for Participating in the Palo Pinto County Fair

This is because we have set up the 4-H Photography Contest within the Palo Pinto County Fair entry site.

You should also receive an email.

Palo Pinto County Fair Back

Thanks!
Thank you for participating in 2024 Palo Pinto County Fair.

An email confirmation of your submission has been sent.
If the fair management finds any issues with your registration, you will receive another email.

[Visit Dashboard](#) [Sign out](#)