



Storyboard

Entry Deadlines: **March 6, 2026**

**District 3 &
State Contests:** **Entries Submitted Online**

To Register: **Call 940-659-1228 or
Email lynette.babcock@ag.tamu.edu**

Palo Pinto County 4-H will follow District & State 4-H Guidelines.



2026 4-H Digital Storyboard Invitational Contest

General Rules and Guidelines

OVERVIEW

The 4-H Storyboard is an industry-inspired method of displaying original designs. The best storyboards create vivid visual images that are interesting and appealing to viewers. The storyboard “tells the story” of the designer’s original design. The storyboard includes original illustrations and flats, as well as additional materials (such as inspiration and trend photos, fabric swatches, and material samples) that have influenced the unique design.

PURPOSE

The purpose of the Storyboard contest is to give 4-H members an opportunity to create a digital storyboard showcasing their original design. It also provides the members an opportunity to gain knowledge of the career responsibilities of a designer and illustrator, enhance creativity and originality, and develop visual communication skills.

DESIGN BRIEF – Style Gone Country

The design brief has served as the inspiration and the direction of a 4-H member’s original design for the 4-H Storyboard Invitational contest.

Celebrate the spirit of country living through fashion and interior design that honors tradition while embracing creativity. Whether you're inspired by rustic textures, Western flair, farm-to-fashion sustainability, or the beauty of rural life, show how your design reflects the values, grit, and charm of life gone country. From denim to décor, let your story ride tall in the saddle.

The designer will follow their own design process when creating their original design and storyboard. Some of the steps to be used may include:

1. Determining what inspires you or what is your idea.
2. Research your inspiration – find pictures that represent your inspiration, include color inspiration and current trends related to your inspiration.
3. Create sketches of design ideas and continue to modify your sketches until you create your perfect design. Finalize your design illustration. Then create flats or technical drawings.
4. Select fabrics or other construction materials to be used in your design.

The 4-H Digital Storyboard Invitational Contest is designed for Senior Level 4-H Members. Check your county or district for junior and intermediate level Storyboard contest guidelines.

GENERAL RULES

1. **Digital format.** Storyboards can be created using a digital platform including but not limited to Canva, Picmonkey, InDesign, Illustrator, Photoshop, Adobe Illustrator, and PowerPoint. All entries must be saved as a PDF, jpeg, jpg or png.
2. **Storyboard size requirements.** Depending on the platform that you are using there will be different pre-determined size templates, most will also include the option to select custom dimensions. Storyboard dimensions need to be between 18" and 24" (in one direction) and 24" and 30" (in the other direction). Recommended size is 18" X 24".
3. **Participation and Level of Competition.** Storyboards will now be an invitational contest at the senior 4-H level. A 4-H member may enter only one storyboard.
4. **Entry and submission of Storyboard.** Each storyboard must be created by the 4-H member. Storyboard layouts should include original illustrations and flats, as well as additional materials that have influenced their unique design. All entries must be saved as a PDF, jpeg, jpg or png. Entries will be submitted online.
5. **Number of garments/ designs.** Focus on one garment/design for the storyboard. Contestants may provide up to two (2) variations of the original design.
6. **Categories.** The following is a list of the categories and descriptions. Each storyboard should be entered in one category. A 4-H member may enter only one storyboard.
 - a. **Wearable:** Clothing that can be worn. Includes items such as pants, shorts, skirts, blouses, sweaters, coats, dresses, etc.
 - b. **Accessory:** Includes items such as belts, purses, bags, hats, etc.
 - c. **Jewelry:** Includes necklaces, bracelets, rings, earrings, etc.
 - d. **Pet Clothing:** Includes items that can be worn by a pet or any other animal.
 - e. **Home Décor** – items that are easy to move and make a home visually appealing, examples of home décor items include: throw pillows, table runner, or wall hanging.
 - f. **Home Furnishings** – items that make a home comfortable for living or working in. Examples include couch, ottoman, chair, tables, desks, beds and the like.
7. **Scoring.** Storyboards will be evaluated based on the 4-H Digital Storyboard Score Sheet.
8. **Each Storyboard must conform to and will be evaluated based on the following, but is not limited to:**
 - a. **Visual Appeal of Storyboard** – Storyboards should show evidence of creativity by the 4-H member. The layout of the storyboard should illustrate a theme, mood, or spirit of an idea.
 - i. Original design should serve as the focal point of the design.
 - ii. Placement of the inspirational items should allow the eye to flow across all elements of the board without distracting from the design.
 - iii. "White space" or "blank space" should be kept in consideration. Too much or too little white space detracts from the design.

- iv. Additional photos and other materials can be used to show the inspiration for the design. These additional materials should enhance the storyboard, without taking away from the original design.
- b. **Cohesiveness of Imagery and Overall Aesthetic** –
- i. Assesses how well different parts of the storyboard align with the overall design theme, creating a seamless and unified visual experience.
 - ii. Evaluates how effectively the design elements come together to support and enhance the design narrative.
- c. **Consistent Color Palette** – Use a consistent color palette and theme throughout the board.
- d. **Fabric Samples, Trims, and Embellishments** – Fabric samples must be included on the board and be appropriate for the design illustrated. Trims and embellishments that would be used on the garment/outfit should be included, if applicable to the design.
- i. If the exact fabric swatch cannot be found, a “basic swatch” may be used to illustrate fabric type (denim, linen, etc.).
 - ii. Examples of trims and embellishments would be top stitching, piping, buttons, etc.
- e. **Integration of Design Elements** –
- i. Ensures that color schemes, fonts, images, and other design elements are consistently applied throughout the storyboard.
 - ii. All images should work together cohesively, reflecting a unified design aesthetic and supporting the overall theme.
 - iii. The arrangement of design elements should guide the viewer’s eye smoothly across the storyboard, ensuring a cohesive and engaging visual experience.
- f. **Comprehensiveness** – Visual design can help to convey a message regarding your design. The colors, images, text, and symbols selected should enhance the story of your design.
- g. **Originality of Design Illustration**–
- The storyboard contest emphasizes originality in design, requiring that all submissions showcase fresh, innovative concepts rather than copying existing designs. Designers should use their imagination to create unique and novel ideas. Illustrations must be the original work of the 4-H member, whether hand-drawn or computer-generated, with a focus on clean lines, accurate proportions, and attention to detail. Originality should be evident in design lines, color choices, and fabric selections, highlighting inventive aspects of the design.
- h. **Design Detail in Flats** – Should include at least one flat.
- Flats* – A flat sketch is a two-dimensional technical drawing which illustrates a garment with basic solid lines and includes all construction details such as seams, darts, etc. It is like the “blueprint” of your design. The word “flat” refers to the way that they are drawn imagine the item is lying flat on a table so that you are viewing all details from either the front or the back.

- i. **Titles/Labels** – The title for each storyboard is **Style Gone Country**. The title should help the viewer to understand the overall theme or feel of the storyboard.

Additional labels may be added to the board as needed to provide details as related to the overall design of the board. A subtitle **may** be used for a more personalized name of the design. Labels may be included to enhance the storyboard or to clarify a point, but they will not be required.

- j. **Completeness** – Storyboard follows the contest guidelines and includes an illustration, flat and inspiration pieces.
- k. **Image credit** – List the photo credits for the pictures used in the storyboard. These will be included on the storyboard label.

Flats

Illustrations

Wearable

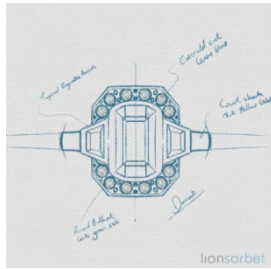
www.mjbaile.com



<https://www.pngfuel.com/free-png/xeci/>



Jewelry – flats need to include the technical aspects of a piece of jewelry including clasps, crimp beads, cord, or wire, jump rings, etc.

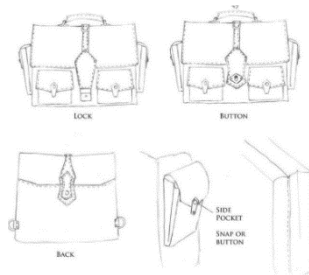


<http://www.efi-costarica.com/furniture-anatomy.html>



<https://www.vectorstock.com/royalty-free-vector/woman-with-jewelry-vector-13206872>

Accessory – flats need to include the technical aspects of the accessory including zippers, rings, buckles, closures, clasps, etc.

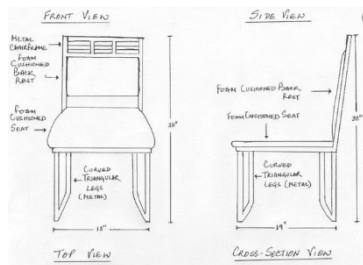


<https://www.deviantart.com/marcustratus/art/Shadow-Wulfe13-bag-sketches-21140584>

<https://carlapott.com/handBags>



Home Décor and Home Furnishing – can include details on construction materials and dimensions.



<https://designartfactproject.weebly.com/week-2/assignment-23-visual-expression-ii>



<https://www.dreamstime.com/vector-furniture-illustration-mid-century-modern-interior-design-armchair-sketch-hand-drawn-chair-image133798466>



4-H STORYBOARD LABEL

This label should be entered with storyboard. Label details must be neatly printed or typed. Label information should be COMPLETE!

4-H STORYBOARD LABEL

Age Division: Junior Intermediate Senior

Category (please check one): Wearable Accessory Jewelry Furniture Pet Clothing Home Decor

Name: _____

District: _____ County: _____

4-H Age (as of 8/31/25): _____

I do hereby consent and agree that Texas A&M Agrilife Extension Service, Texas 4-H and Youth Development Program staff have permission to take photographs and/or record video and/or audio of me and/or my property and to use these for 4-H Youth Development educational, promotional, and/or marketing materials. I further do hereby give the right to exhibit any such works publicly or privately, including posting on the Texas 4-H and Youth Development Program website. I waive any rights, claims, or interests I may have to control the use of my identity, the identity of the subject(s), or likeness in the photographs, video, or audio and agree that any uses described herein may be made without compensation or additional consideration. I represent that I have read and understand the foregoing statement, and I am competent to execute this agreement. I have read and understand the foregoing statement, and I am competent to execute this agreement.

Name (please print): _____

Signature: _____ Date: _____

Originality of Design

In 100 words or less, answer the following prompt in regards to originality:

Where did you get the idea for your design? What was your inspiration? What makes your design different from others on the market?

Image credits: URL shortening tools can be used when sharing your image credits.

