

McLennan County Livestock Newsletter

January 2026 Edition

Inside this issue:

Tag Order & Validation Info	2
Scholarships	3
Steer Clipping Tips	4
Sheep & Goat Clipping Tips	5
Swine Clipping Tips	6
Supplement Tips	7
MCJLS Weight Breaks	8
Ft. Worth Weight Breaks	9
San Angelo Weight Breaks	10
San Antonio Weight Breaks	11
Major Show Updates	13
Major Show Judges	14
Jackpot Shows	15
Show Dates	16

Special points of interest:

Major Show Dates
Major Show Judges
Tag Order Dates
Major Show Updates
Jackpot Shows
Validation Information
Sheep & Goat Clipping Tips
Cattle Clipping Tips
Swine clipping Tips
MCJLS Schedule & Updates
Weight Breaks
Supplement feeding tips

MCJLS Rabbit Validation

- Date: January 5th
- Time: 4:30-6:30pm
- Location: Extraco Show Pavilion- Glass Room
- Cost- 50 cents per bunny
- Details- **All meat pen rabbits** must be validated at this time to become eligible for the 2026 McLennan County Junior Livestock Show held in February.
- **NO BREEDER RABBIT VALIDATION IS REQUIRED.**

McLennan County Jr. Livestock Show 2026 Schedule

	Monday Feb. 2 nd	Tuesday Feb. 3 rd	Wednesday Feb 4 th	Thursday Feb. 5 th	Friday Feb. 6 th
5:00 a.m.		Barn opens	Barn opens	Barn opens	
6:30 a.m.				Poultry check in	
7:00 a.m.		Meat Rabbit Weigh in & check in		Poultry Show	
8:00 a.m.		Rabbit Show		Ag Mech Marketplace Contest	Ag Mech Contest
9:00 a.m.		Market Goat Show	Market Steer Show Heifer Check In		
10:00 a.m.			Ag Mech & Market Place Move In	Market Swine Show	
11:00 a.m.					
12:00 p.m.	Sheep & Goat Arrival	Steer & Heifer Arrival	Heifer Show Swine Arrival		
1:00 p.m.	Youth Fair Check (1-3pm)	Market Sheep Show			
2:00 p.m.					
3:00 p.m.					
4:00 p.m.			Breeder Rabbit Show & Showmanship		
5:00 p.m.	Youth Fair Public Viewing				Exhibitor Meal
6:00 p.m.	Youth Fair Awards All Sheep Cards due (4-6pm) Goat Weight Cards Due (4-6pm) Sheep Classification 6:30pm	Steer Weight Cards Due (4-6pm) Heifer Check In (5-6pm)	Swine Weight Cards Due (4-6pm)		Sale of Champions in BASE (6:30 pm)
11:30 p.m.	Barns Close	Barns Close	Barns Close	Barns Close	

TES:

2025-2026 McLennan County Validation Dates & Tag Orders

Steers

Major Show Tag orders due March 27th
Validation June-

Heifers

Summer Validation Tag Orders Due March 27th
Validation- June

Sheep & Goat

State Fair Tag Orders Due- March 27th
Validation – June

Swine

State Fair/HOT Tag Orders Due- March 27th
Validation- June

Broilers

MCJLS Broiler Pickup- January 5, 2026 @ extraco Glass room 4-5pm
HLSR/RA- Pickup January
State Fair 2026 orders due May

Turkeys

Rabbits

Validation in January 5th @ Extraco Glass Room

Show Entry Information

All tag order forms can be found at the following link:

<https://agrilifeextension.tamu.edu/counties/mclennan-county/>

MCJLS Broiler Pickup

- Date: January 5th
- Time: 4-5pm
- Location: Extraco Glass Room

SALE Broiler Pickup

- Date: January 6th
- Time: 8am-11am
- Location: 1202 Harvey Mitchell Pkwy S College Station, TX 77843

HLSR/RA Broiler Pickup

- Date: January 30th
- Time: 8am-2pm
- Location: Brazos County VFW

Scholarships

BIG TEX SCHOLARSHIP PROGRAM

State Fair of Texas Scholarships due online February 1st.

To apply click link: https://webportalapp.com/sp/login/bigtex_2024



Houston Livestock Show & Rodeo Scholarships due January 31st.


To apply click link:

<https://www.rodeohouston.com/scholarships-and-grants/how-to-apply/>



San Angelo Livestock Show Foundation Scholarship due March 10th.


To apply click link: <https://www.sanangelorodeo.com/p/about/scholarship>



TEXAS FARM BUREAU®

Texas Farm Bureau Scholarship due March 1st.

To apply click link: https://texasfarmbureau.org/youth/scholarship-apps/?utm_source=Social&utm_medium=Campaign&utm_campaign=Scholarships&utm_term=2024&fbclid=IwAR1ere4Gy4v23zFJN7_1KTGZffnZDuddOZ4DwX_OONIoNrMJiP16E1HjZv8



Texas 4-H Foundation Scholarship due February 15th

To apply click link: <https://texas4hfoundation.org/about-scholarships/>

McLennan County 4-H Adult Leaders Scholarship due April 1st

To apply click link: <https://mclennan.agrilife.org/links/4-h/scholarships/>

Tips for clipping market animals for the county show

Managing a slick steer seems fairly straight forward and it is the little things that one does can make a difference in order to get that velvet looking presentation it still takes lots of elbow grease and work prior to the show. I encourage exhibitors to ask those around that have been successful in slick shear steers for their opinion and even if they have little tricks of the trade which they would be willing to share. I always recognized that there is room to learn and that there are several different methods used to accomplish a goal. I feel like there are three basic steps to pay attention to when managing a slick shorn show steer.

Step 1: Hair Coat Management Prior to Slicking

Step 2: Slick Shearing (The process of)

Step 3: Hide and Hair Coat Management 10 days prior to the.

Step 1: Hair Coat Management Prior to Slicking

I am a firm believer that regardless if you have a steer that is going to show with hair or without it you have to take time to rinse and work the hair. This process needs to start from the time you get the calf to the time of the show. This will allow the hide and hair of the calf to be well conditioned, and it also requires the exhibitor to work with the steer on a daily basis which helps with the calf's temperament. If possible rinse the calf daily, and when washing use a gentle soap and conditioner. I suggest washing and conditioning at least two to three times a week if weather and time allow. When working hair use a comb, rice root, and or wash brush and a blower when needed and don't forget working hair doesn't mean just brush it one direction and stop; it means brush, brush and brush.

In addition to washing, conditioning, and working hair it is imperative to implement a good vaccination program and utilize topical pour-ons to ensure the calf doesn't get lice. All these things will help in the process of getting that hide and hair to look its best.

Step 2: Slick Shearing

The process of actually slick shearing a steer is fairly simple, but timing of it and making sure to get all the hair removed from all locations of the body with the exception of the tail and switch is perhaps the most challenging part. I would suggest shearing the steer for the first time about ten days prior to the show, and use a type of flathead clipper. Go up with the clippers against the grain of the hair with long fluid strokes all over the body. I utilize a smaller type of clipper to get the legs, behind the dew-claws, in and around the ears, and any areas that are more challenging to get to.

After the first time of shearing the steer I would suggest that you make sure the calf stays out of the sun during the day, especially if it is light colored. This will ensure that the calf doesn't get sunburned.

I usually go back over the calf one more time prior to leaving for the show and make sure to check for any hair that might have been missed. The Texas show rules state that the hair coat on the calf cannot be more the 1/4 of an inch anywhere on the body with the exception of the tail and switch, which can not be any longer than 10 inches from the bottom of the tail bone. To make sure you are measuring correctly, you can take the tail and at the base of the tail feel for the end of the bone, and measure 10 inches up from this point, and this is how far down the tail you must slick. This will be monitored by officials at the shows during check in and or classification. In the event that you are going to show at several slick shows with the same calf you need to make sure and go over the steer prior to each show. The hair will grow back and it may become longer than the allotted 1/4 inch hair length.

Step 3: Hide and Hair Coat Management 10 days prior to the show.

After shearing the steer it is very important to condition and manage the hide and coat of the steer. At this point you are a week out from the show, and daily management is a must. I would suggest washing the steer daily with a mild soap and utilize a conditioner such as Mane and Tail on the hide.

After washing use a chamois rag to dry the steer off and liberally apply the conditioner on the hide using your hands and a soft brush. Let the conditioner set and rinse that evening and apply some sort of sheen.

I would suggest repeating the process each day prior to leaving for the show. While at the show the same process should occur, but it is important to remember that prior to entering the show ring the steers are towed and therefore no product should be on the hide, as per the rules.

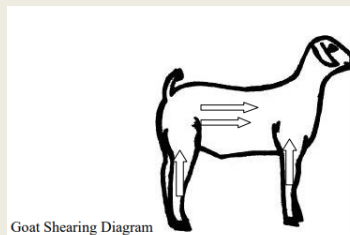
The only thing I would do to the steer on show morning would be to wash the calf, dry with a rag, brush with a soft brush, and hit the ring. The prep work prior to this should give you that sheen and look of a well-managed show steer. The rest is up to the judge and luck. Whether you win or lose showing a steer, I think it is important to remember that success at anything takes hard work, skill, knowledge, and yes, some luck. This holds true for whatever you do and showing livestock in 4-H and FFA serves as a great platform and educational tool.



Tips for clipping market animals for the county show

Goats- Steps to shearing:

- 1) Blow out all of the dirt from the body with a blow dryer. Note: Goats do not like water. We do not generally wash the goats unless they are extremely dirty or muddy. We manage skin and hair daily by keeping the goats in a clean pen with a light weight blanket. We catch the goats daily, put them on a table and blow out their hair to clean the hair and hide. Apply a light coat of Show Sheen to condition the hair. Brush the hair with a soft brush to work in the conditioner and train the hair.
- 2) Secure the goat on a trimming table.
- 3) Shear the goat- I like to start at the rear hock and shear up towards the back. Repeat for the front leg- knee up to the back. Shear the back and sides forward from the tail to the neck. Shear the neck from the shoulders and brisket- up and forward towards the head. Shear the inside of the back leg from the hock up. Shear the underline to include between the front legs. Shear the head last. Hair will be left on the legs from the hock/knee down and the tail.
- 4) Next you will blend the hair left on the legs into the rest of the body, this can be done with a smaller clipper.
- 5) Trim the hair around the hoof line on each leg.
- 6) Block out the tail.
- 7) Apply a skin conditioner.
- 8) Blanket or sock the goat.
- 9) Return to a clean and dry pen.



Goat Shearing Diagram

Helpful hints:

- Make sure your goat has been on a shearing table and has been sheared several times prior to shearing for the show. Practice makes perfection.
- I like to shear with Lister or Premier covercoat blades the day before the show. Do not shear the day of the show. The goat will get tired and you will normally have clipper tracks in the hair coat.
- Freshly sheared goats can sunburn easily. Put on a sock or blanket or keep the goat out of the sunlight. Animal sun-block products can also be used and are available at your local feed store.

Sheep- Fitting involves preparing the lamb for the show. The first item of importance is to acquire a copy of the rules for the stock show you are planning on attending and read the rules concerning the fitting of the lambs. The majority of the shows require that the lamb be slick sheared from the hocks/knees up.

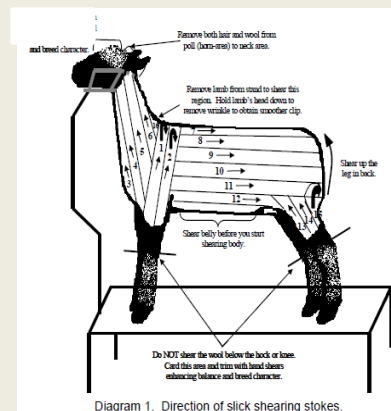
Shearing- as it may sound simple, shearing methods will differ among exhibitors. I like to experiment ahead of time to find the right procedure to use. For those that show at a lot of prospect shows, practice makes perfect and they will know what works the best.

Helpful hints:

- Lambs do not like water. Take your time and be gentle when washing and do a thorough job of getting the lamb clean and rinsing out all of the soap. Do not get water in the Lamb's ears.
- Make sure your lamb has been on a shearing table and has been sheared several times prior to shearing for the show. Practice makes perfection.
- Do not shear the day of the show. The lamb will get tired and you will normally have clipper tracks in the hide.
- Freshly sheared lambs can sunburn easily. Put on a sock or blanket or keep the lamb out of the sunlight. Animal sun-block products can also be used and are available at your local feed store.
- Shear with both fine blades and surgical blades at home while practicing to see which blade provides the best "handle". Do not wait until the show to determine which blade you should use. All lambs "shear out" different. Do your homework.

Steps to shearing:

- 1) Wash the lamb with a mild livestock shampoo and rinse. Repeat.
- 2) Apply a conditioner, let set and rinse.
- 3) Towel dry the lamb
- 4) Secure the lamb on a trimming table.
- 5) Shear the lamb- I like to start at the rear hock and shear up towards the back. Repeat for the front leg- knee up to the back. Shear the back and sides forward from the tail to the neck. Shear the neck from the shoulders and brisket- up and forward towards the head. Shear the inside of the back leg from the hock up. Shear the underline to include between the front legs. Shear the head last. Wool will be left on the legs from the hock/knee down.
- 6) Block the leg wool
- 7) Rinse the lamb.
- 8) Apply a skin conditioner
- 9) Blanket or sock the lamb
- 10) Return to a clean and dry pen





Proper nutrition, hair and skin care and exercise are important to getting your show pig prospect ready for the next show. But don't forget about clipping your pig. Clipping your pig can change the pig's appearance and accentuate its muscularity, leanness and balance.

How to Clip the Body of Your Show Pig

Clipping the body of your pig is crucial to make your pig looks its best. Clipping will make them look like a show pig and give them the presentation that will appeal to the judge on show day.

Check the rules and choose the right guard.

It's important to clip the body of your pig evenly and at the proper length. Some shows have rules about hair length, so always check your show rules before clipping your pig. Once you know the rules you'll need to select the right length of guard and the appropriate clipper blade. It is suggested to use a number 10 clipping blade and either a 1A or 2 Oster Red Speed O Guard to clip the body of your pig.

Keep the guard flat and clip against the hair.

When clipping the body, your goal should be a smooth and even hair coat. Using the clippers properly will ensure your job comes out even when you're finished. Keep the guard flat to the surface of the pig's body and clip directly against the hair. Start at the rear of the pig and work your way forward one pass at a time, to be sure you don't miss any spots. Since the head and body might be clipped at different lengths, we also need to blend the neck area from the shoulder to the head to balance your clipping job.

Blend the neck.

Blending the neck starts at the front side of the shoulder, using the same guards you clipped the body with. Then as you move forward towards the head, continue to go down one guard size at a time till you reach the head. Remember it may take more than one pass per guard; the goal is to end up with the same guard or length you used on the head when you reached the backside of the jaw.

Clipping the Head & Ears

Once you clip the body of your show pig you need to clip the head, ears and underline. This will highly improve your pig's look and appearance. It is going to be easiest to clip these areas if your pig is lying comfortably. Have someone help you your pig's belly until it is comfortably lying on its side. Then start by brushing its face before you begin clipping. This will be much less stressful for your pig than snaring. Teaching your pig to lay down when you scratch its belly will make jobs like clipping much easier.

Clipping your pig's head and ears adds polish to your clipping job, and will give the pig a much more youthful appearance. When clipping the head you'll go against the hair using a shorter guard such as a00 Oster red Speed-O-Guide. Even the most youthful pig will often have long hair in and around its ears. When clipping the ears you don't need a guard. Your main focus should be along the edges of the ear, trimming the long hair to make it even. You'll also want to clip any long hairs on the inside and outside of the ear.

Clipping the Underline

Clipping the underline is the final part of getting the show ring ready look. The underline is considered any part of the chin, throat, chest and belly, as well as the seam of the ham. One way to clip the underline hair short is using a technique called back dragging. With no guard attached, turn your clippers over and drag your blades with the hair. Any wild hairs need to also be taken off. Remember, no matter how tempting it may be, do not clip any hair off the legs or tail.

Check for wild hairs.

To ensure the clipping job is perfect you'll want to make sure you didn't leave any stray hairs, or create any uneven places on the body. Always do a final review by brushing your pig's hair correctly to make sure you don't have any wild hairs or uneven spots. Following these simple steps to finish the detail work will get your pig looking its best on show day.

5 common questions surrounding supplements

By: Mari Morris, National Support Specialist

Supplements are designed to be added to a feed program to affect specific areas of animal development, where a complete feed takes a more general, nourishing approach. They can be beneficial tools when used correctly. There is a supplement for everything these days, whether you need to add muscle, fat, rib fill, body depth, structural or hair development. But with so many options, it can be hard to know what to feed, when to feed it and how much to feed. We address five of the most common questions surrounding supplements in the discussion below.

1. When should I start supplements?

Before starting supplements, every project should have a good base feed and established eating habits. When they are ready to start supplementation, your animal will tell you or, more realistically, show you. What we mean by that is that when you begin to see some flaws in your project, start thinking about how to fix those flaws. We want to start supplements early enough to make a change, and we need to use them long enough for them to do their job and work. We can see a difference as soon as 7–14 days with more aggressive supplements, but others need 30–60 days. So, the best approach to this is to start supplements at least 60 days out from show.

2. What supplement should I be using?

As we said in the introduction, the number of supplements out there can be overwhelming. That makes answering this question difficult. But the answer lies within the animal itself. What weaknesses are he/she exhibiting? What flaws do we need to try and compensate for or fix?

- If bloom and fat cover are the issue, we would look toward adding more energy into the diet
- If we need to develop muscle tone, dimension and mass, we would look at higher protein products. These protein products range from 20–40% protein; anything higher than that will not only shape muscle but it will aggressively burn fat.
- If you want to burn fat, we would recommend high protein products
- If your project is too tight-ribbed, we would recommend you try high fiber products
- If your animal needs help breathing or enhancing stamina, Exhale is the answer.

3. How much of the supplement should I feed?

Always be sure to follow label instructions on the product regarding feeding directions. Second, be sure to weigh the feed and supplements you are using. Do not rely on the container size or coffee can to measure. When reading the labeled feeding directions of a product, you may see a range. These ranges are given for a reason, not to cause you confusion. For example, it may say to feed 4–8 ounces of a product. The lower end of this range (4 ounces) is recommended for animals who need moderate help in this targeted area. The higher end of the range (8 ounces) is recommended for animals who need more aggressive help in the area. You can always feed in-between the range (6 ounces) if you are unsure where your animal falls.

4. How do I know if a supplement is working?

You should be able to see or feel (by handling) a change in your project. If this is hard for you to determine with daily monitoring, take a picture before starting the supplement and again in 14–30 days. You should be able to see a change between the two. If you are not seeing desired results after 30–45 days, here are some things to consider:

- Can you increase the rate without going off-label?
- Maybe your project needs a more aggressive dose of the product.
- Ask yourself or a resource, like a feed representative, if you are using the correct product.

5. When do I stop using a supplement?

Many people want to stop using a supplement once they have achieved the desired results, and sometimes, depending on the product or goal, that can work. But most of the time, the animal will still need a reduced amount of that product, or another product, to maintain the desired results since they were not genetically inclined to have this trait in the first place. If you are feeding a fat supplement, you can typically pull the product when the optimal fat level has been achieved. However, if you are using a product for rib fill or muscle shape, you may need to continue feeding that product to maintain results. We typically recommend reducing the amount being fed and monitoring to see if the desired results remain. Or it may be time to switch supplements. In conclusion, supplements can be a tricky game to play but extremely beneficial. They have the power to take your animal to the next level. Let your animal tell you what they need, identify the supplement that fits their needs best, follow labeled feeding directions and watch the product work its magic.

MCJLS Weight Breaks

Market Barrows

Breed	2026	2025	2024	2023	2022
Light OPB			230-291	230-320	225-305
Dark OPB		230-304	230-304	230-245 247-292	225-241 246-257 259-307
York		230-325	230-257 263-329	230-273 275-308	225-255 258-335
Berkshire		230-245 252-325	230-340	230-262 265-310	
Duroc		230-246 253-265 269-315	230-243 245-269 270-313	230-241 243-265 272-321	225-257 258-279 281-310
Hampshire		230-246 247-266 267-299	230-237 238-265 267-327	230-235 240-261 264-324	225-238 241-263 266-326
Cross		230-233 235-244 245-259 260-280 282-324	230-232 234-252 253-275 276-319	230-234 235-246 248-259 261-279 281-354	225-233 234-249 251-259 260-279 280-331

Market Goats

2026	2025	2024	2023	2022	2021
	59-65	55-10	5-69	52-64	50-62
	66-74	73-77	70-75	67-74	64-70
	75-81	<u>78-84</u>	<u>76-82</u>	<u>75-78</u>	<u>71-77</u>
	82-85	85-88	83-86	79-82	78-83
	86-89	89-93	87-89	83-87	84-87
	90-96	<u>94-99</u>	<u>90-94</u>	<u>88-93</u>	<u>91-96</u>
	97-101	100-104	96-100	94-99	97-100
	102-108	105-113	101-111	100-107	101-107
	109-127	115-132	112-140	108-128	108-127

Market Lambs

Breed	2026	2025	2024	2023	2022
Southdown		99-135 138-158	96-133 139-156	93-119 125-149	108-128 132-168
Dorper/Hair		83-157	82-116 118-158	80-100 102-117 119-174	83-115 118-140
Finewool cross		112-171	117-166	127-161	none
Finewool			123-140		
Medium Wool		115-129 130-136 137-142 143-150 151-157 159-160 162-168 170-180 182-205	94-120 121-124 <u>126-133</u> 134-140 141-144 <u>145-153</u> 154-160 162-168 170-197	95-121 122-131 <u>132-138</u> 139-142 143-146 <u>148-154</u> 155-160 161-169 170-198	90-117 118-125 126-133 134-137 138-144 145-152 153-158 159-164 168-173 174-212

Market Steers

2026	2025	2024	2023	2022
	1000-1131 1139-1224 1235-1345 1375-1685	1000-1060 1073-1176 1209-1325 1375-1495	1000-1080 1103-1219 1221-1297 1329-1470	1000-1075 1085-1185 1199-1350 1369-1512

Ft. Worth Weight Breaks

Market Steers					
Breed	2026	2025	2024	2023	
Angus		1000-1153 1154-1355 1356-1760	1000-1185 1186-1285 1286-1550	1000-1130 1131-1235 1236-1497	
	Hereford		1000-1138 1139-1237 1238-1735	1000-1147 1148-1240 1241-1548	1000-1157 1158-1244 1245-1555
		Polled Hereford		1000-1141 1142-1278 1279-1557	1000-1145 1146-1323 1324-1585
Shorthorn				1000-1118 1119-1239 1240-1675	1000-1121 1122-1239 1240-1549
	America Cross			1000-1095 1096-1258 1259-1529	1000-1094 1095-1265 1266-1554
		European		1000-1001 1002-1036 1037-1071 1072-1113 1114-1141 1142-1174 1175-1218 1219-1245 1246-1293 1294-1345 1346-1469 1470-1875	1000 1001-1039 1040-1074 <u>1075-1118</u> 1119-1141 1142-1174 1175-1200 <u>1201-1241</u> 1242-1283 1284-1350 1351-1490 1491-1740

Market Barrows						
Breed	2026	2025	2024	2023		
BOPB		250-253 255-277 280-290	250 252-266 267-290	250 251-265 266-290		
	Duroc		250-263 264-277 278-289 290	250-265 266-279 280-289 290	250-255 256-273 274-286 287-290	
		Hampshire		250-255 258-266 267-274 275-286 287-290	250 253-264 265-276 277-288 290	250 251-263 264-277 278-286 287-290
WOPB				250-284 285-290	250-254 255-278 279-290	250-257 258-285 286-290
			Yorkshire		250-274 275-287 290	250-260 263-282 288-290
	Crossbreed				250 250 251-+260 261-266 267-274 275-279 280-289 290 290	250 <u>250</u> <u>252-261</u> 262-267 268-274 <u>275-279</u> 280-286 287-290 287-290

Market Lambs						
Breed	2026	2025	2024	2023		
Finewool		111-134 135-151 152-165	96-128 129-144 145-174	113-130 131-138 139-175		
	Finewool Cross		102-140 141-147 148-186	100-135 137-148 149-190	110-133 135-144 145-175	
		Southdown		90-121 122-137 138-185	94-118 119-133 134-170	92-118 119-131 132-160
Dorper				80-109 110-123 124-158	82-111 112-124 125-148	87-110 112-123 124-167
			Medium Wool		90-128 129-141 142-148 149-157 158-166 167-203	91-128 129-138 139-145 146-153 154-164 165-194

Market Goats				
2026	2025	2024	2023	2022
	50-64 65-70 71-75 76-80 81-84 85-88 89-92 93-96 97-99 100-104 105-111 112-141	50-67 68-73 74-77 <u>78-81</u> 82-85 86-89 90-93 <u>94-97</u> 98-100 101-104 105-111 112-142	50-66 67-73 74-77 <u>87-81</u> 82-84 85-87 88-90 <u>91-94</u> 95-98 99-103 104-110 111-137	50-64 65-69 70-74 <u>75-78</u> 79-82 83-85 86-88 <u>89-91</u> 92-96 97-100 101-107 108-132

San Angelo Weight Breaks

Market Steers Sell 2 each Class				
Breed	2026	2025	2024	2023
British		1000-1179	1050-1179	1005-1195
		1180-1324	1180-1328	1207-1290
		1325-1569	1329-1600	1375-1499
ABC		1000-1133	1025-1133	1000-1144
		1134-1305	1134-1269	1170-1309
		1306-1575	1270-1554	1313-1555
Black Cross		1020-1229	1015-1252	1000-1143
		1230-1365	1253-1418	1147-1310
		1366-1559	1419-1699	1333-1597
Other Cross		1000-1099	1000-1107	1000-1116
		1100-1217	1108-1231	1126-1239
		1218-1325	1232-1362	1241-1339
		1326-1700	1363-1720	1369-1499

Market Sheep				
Breed	2026	2025	2024	2023
Finewool Sell 4		102-124	105-124	100-126
		125-131	125-132	127-133
		132-140	133-141	134-143
		141-170	142-170	144-170
Finewool Cross Sell 4		108-127	109-130	100-128
		128-135	131-136	129-137
		136-142	137-143	138-144
		143-151	144-151	145-154
Southdown Sell 4		99-119	100-120	92-119
		120-130	121-130	120-129
		131-161	131-168	130-168
Dorper Sell 2		98-212	92-114	90-117
		122-159	115-156	118-150
Medium Wool Sell 4		100-131	100-132	100-132
		132-143	133-145	133-141
		144-154	146-151	142-149
		155-162	152-160	150-159
		163-170	161-170	160-170

Market Goats Sale 4 in each class				
2026	2025	2024	2023	2022
	60-72	60-72	60-70	60-74
	73-80	73-78	71-78	75-81
	81-84	79-83	79-84	82-86
	85-88	84-88	85-89	87-90
	89-92	89-92	90-93	91-94
	93-96	93-96	94-98	95-98
	97-100	97-100	99-104	99-102
	101-105	101-104	105-107	103-107
	106-114	105-110	108-113	108-113
	115-120	111-120	114-120	114-120

Market Barrows Sell 3 each class				
Breed	2026	2025	2024	2023
LightCross		250	250-254	250-267
		251-269	255-264	250-267
		270-283	265-280	268-284
		284-290	281-290	285-290
Other Cross		250-255	250-256	250-255
		250-255	250-256	250-255
		256-266	257-267	256-266
		267-275	268-277	267-275
		276-286	278-289	276-286
Hampshire		287-290	290-290	287-290
		250	250	250
		251-267	251-268	252-264
		268-283	269-284	265-279
Duroc		284-290		280-290
		250-259	250-260	250-260
		260-276	261-278	261-274
		277-289	279-289	275-289
Dark OPB		290	290	290
		250	250-251	250
		251-268	252-272	253-267
Light OPB		269-290	272-290	270-290
		250-273	280-277	250-266
		274-290	278-290	267-290
Yorkshire		250-257	250-263	250-269
		258-279	264-284	270-285
		280-290	285-290	287-290
Berkshire		250-258	250-260-	250-261
		259-290	261-290	262-290

Crossbred Gilts				
Breed	2026	2025	2024	2023
Division 1		230	230-233	
		230	230-233	
		231-240	234-243	
		241-249	244-249	
Division 2		250-255	250-255	
		256-263	256-261	
		264-269	262-269	
		270-275	270-275	
Division 3		276-284	276-284	
		285-293	285-293	
		294-312	294-308	
		313-350	309-365	
White Crossbred		230-239		
		240-252		
		253-265		
		266-275		
		276-296		
		297-343		

San Antonio Weight Breaks

Market Steers				
Breed	2026	2025	2024	2023
Charolais Sale 5		1000-1199 1200-1360 1361-1500	1000-1190 1191-1295 1296-1500	1000-1190 1191-1298 1299-1500
Limousin Sale 4		1000-1215 1216-1369 1370-1500	1000-1205 1206-1381 1382-1500	1000-1205 1206-1309 1310-1500
Simmental Sale 4		1000-1215 1216-1397 1398-1500	1000-1215 1216-1339 1340-1500	1000-1249 1250-1351 1352-1500
Shorthorn Sale 3		1000-1170 1171-1279 1280-1500	1000-1169 1170-1284 1285-1500	1000-1183 1184-1291 1292-1500
Hereford Sale 3		1000-1267 1268-1347 1348-1500	1000-1228 1229-1290 1291-1500	1000-1229 1230-1295 1296-1500
Polled Hereford Sale 2		1000-1219 1220-1349 1350-1500	1000-1209 1210-1336 1337-1500	
Angus Sale 3		1000-1199 1200-1325 1326-1500	1000-1198 1199-1315 1316-1500	1000-1197 1198-1329 1330-1500
Red Angus Sale 2		1000-1172 1173-1272 1273-1500	1000-1209 1210-1500	1000-1210 1211-1500
Simbrah Sale 3		1000-1199 1200-1291 1292-1500	1000-1187 1188-1298 1299-1500	1000-1190 1191-1299 1300-1500
Santa Gertrudis Sale 3		1000-1190 1191-1334 1335-1500	1000-1200 1201-1299 1300-1500	1000-1209 1210-1340 1341-1500
Brangus Sale 2		1000-1200 1201-1340 1341-1500	1000-1197 1198-1349 1350-1500	1000-1214 1215-1333 1334-1500
Brahman Sale 2		1000-1200 1201-1299 1300-1500	1000-1190 1191-1299 1300-1500	1000-1184 1185-1291 1292-1500
Maine Anjou Sale 4		1000-1182 1183-1303 1304-1500	1000-1203 1204-1329 1330-1500	1000-1219 1220-1331 1332-1500
ABC Sale 6		1000-1179 1180-1294 1295-1500	1000-1200 1201-1297 1298-1500	1000-1150 1151-1289 1290-1500
Red Cross Sale 6		1000-1197 1198-1303 1304-1500	1000-1198 1199-1305 1306-1500	1000-1199 1200-1309 1310-1500
Black Cross Sale 7		1000-1228 1229-1360 1361-1500	1000-1228 1229-1390 1391-1500	1000-1230 1231-1397 1398-1500
Other Cross Sale 7		1000-1079 1080-1125 1126-1201 1202-1299 1300-1400 1401-1500	1000-1039 1040-1125 1126-1219 1220-1283 1284-1399 1400-1500	1000-1049 1050-1129 1130-1199 1200-1285 1286-1399 1400-1500

Market Lambs				
Breed		2025	2024	2023
Finewool Sale 6		108-122 123-131 132-137 138-145 146-170	100-124 125-133 134-138 139-147 148-175	100-127 128-134 135-138 139-145 146-173
Dorper Sale 6		100-110 111-122 123-140	100-110 111-122 123-140	100-111 112-123 124-140
Fine Wool X Sale 6		105-125 126-132 133-140 141-145 146-152 153-175	100-128 129-135 136-143 144-150 151-160 161-175	100-125 126-133 134-140 141-145 146-153 154-175
Southdown Sale 7		100-115 116-125 126-136 137-170	100-116 117-126 127-137 138-175	100-120 121-126 127-139 140-170
Medium Wools Sale 9		100-118/ 119-129 130-134 <u>135-138</u> 139-141 142-144 145-147 <u>148-150</u> 151-153 154-156 157-159 <u>160-162</u> 163-165 166-168 169-173 174-175	100-118 119-126 127-132 <u>133-136</u> 137-140 141-144 145-147 <u>148-149</u> 150-152 153-154 155-156 <u>157-159</u> 160-162 163-166 167-171 172-175	100-119 120-128 129-133 <u>134-136</u> 137-140 141-143 144-146 <u>147-149</u> 150-152 153-155 156-157 <u>158-160</u> 161-163 164-167 168-172 173-175

Market Goats				
2026	2025	2024	2023	2022
SALE 9 each class	60-73 74-80 81-84 85-88 89-91 <u>92-94</u> 95-97 98-100 <u>101-103</u> 104-107 108-113 114-120	60-72 73-78 <u>79-81</u> 82-85 86-89 <u>91-92</u> 93-96 97-99 <u>100-103</u> 104-107 108-114 115-120	60-76 77-82 <u>83-85</u> 86-88 89-92 <u>93-95</u> 96-98 99-101 <u>102-104</u> 105-107 108-111 112-120	60-74 75-79 80-84 85-87 88-90 <u>91-93</u> 94-96 97-99 <u>100-102</u> 103-106 107-112 113-120

San Antonio Weight Breaks

Market Barrows				
Breed	2026	2025	2024	2023
Berkshire Sale 5		250-251	250	250
		250-251	251-275	251-269
		252-266	276-300	270-300
		267-276		
		277-300		
Spot Sale 5		250-253	250	250
		250-253	251-262	250
		254-265	263-272	252-265
		266-277	273-282	266-279
		278-300	283-300	280-300
Hampshire Sale 6		250-253	250	250
		250-253	250	250
		254-258	253-258	251-257
		259-265	259-266	258-263
		266-274	267-273	264-268
		275-278	274-279	269-275
		279-285	280-287	276-283
		286-296	288-299	284-290
		297-300	300	291-300
Duroc Sale 6		250	250	250-253
		251-259	252-261	250-253
		260-267	262-268	254-264
		268-275	269-274	265-272
		276-280	275-282	273-278
		281-286	283-289	279-286
		287-293	290-296	287-296
		294-299	297-300	297-300
		300	297-300	300
Poland China Sale 5		250-264	250-266	250-264
		265-300	267-300	267-300

Market Barrows				
Breed	2026	2025	2024	2023
Dark Cross Sale 6		250-253	250-253	250-251
		250-253	250-253	250-253
		250-253	254-262	250-252
		254-259	263-266	254-259
		260-263	267-272	260-265
		264-268	273-279	266-272
		269-272	280-286	273-279
		273-278	287-298	280-287
		279-284	299-300	288-300
		285-290		
		291-299		
		300		
Chester White Sale 5		250-263	250-264	250-265
		264-278	265-282	268-283
		279-300	283-300	284-300
Landrace Sale 3		250-271	250-274	250-275
		272-300	275-300	283-300
Yorkshire Sale 5		250-261	250-255	250
		262-271	256-267	252-267
		272-277	268-277	268-277
		278-294	278-286	278-283
		295-300	287-297	284-296
			298-300	297-300
Crossbred Sale 6		250	250-252	250-253
		250	250-252	250-253
		<u>251-256</u>	250-252	250-253
		257-261	253-258	<u>250-253</u>
		262-265	259-263	254-257
		<u>266-270</u>	264-267	258-260
		271-275	268-272	261-265
		276-280	273-275	266-268
		<u>281-284</u>	276-278	269-271
		285-290	279-282	272-275
		291-299	283-285	276-278
		300	286-288	<u>279-282</u>
			289-292	283-286
			293-297	287-290
			298-300	291-298
			298-300	300
New Light Cross Breed Sale 4				

Crossbred Gilts				
Breed	2026	2025	2024	2023
Crossbr ed Gilts Div. 1		200-206	200-206	230-233
		207-219	207-222	230-233
		220-226	223-230	230-233
		227-234	231-238	234-239
		235-239	239-244	240-243
Crossbr ed Gilts Div. 2		240-245	245-250	244-250
		246-253	251-256	251-256
		254-260	257-264	257-161
		261-266	265-271	262-268
		267-274	272-278	269-274
Crossbr ed Gilts Div. 3		275-279	279-285	275-283
		280-287	286-293	284-293
		288-299	294-301	294-302
		300-309	302-313	303-318
		310-350	314-345	319-340

Wether Dams/ Commercial Ewes				
Breed	2026	2025	2024	2023
Wether Dams		85-117	94-120	99-122
		118-126	121-130	123-130
		127-131	131-137	131-134
		132-135	138-142	134-140
		136-139	143-149	141-146
		140-142	150-159	147-153
		143-147	160-196	154-162
		148-152		163-190
		153-159	144-160	
		160-187	164-240	

Wether Does/ Commercial Does				
Breed	2026	2025	2024	2023
Wether Does		50-60	50-63	50-68
		61-66	64-67	69-74
		67-69	68-72	75-79
		70-72	73-75	80-83
		73-76	76-78	84-86
		77-79	79-80	87-90
		80-82	81-82	91-94
		83-84	83-85	95-98
		85-87	86-88	99-106
		88-90	89-90	107-135
		91-94	91-93	
		95-97	94-97	
		98-100	98-100	
		101-107	101-106	
		108-121	107-124	

Major Show Updates

Ft. Worth Livestock Show

- No Tarps/Tent/Covering in the tie out areas
- Junior Heifer Show- Charolais will show Sunday in Watt Arena & Red Angus will show Saturday in the Green arena
- Junior Breeding Sheep- Now arrive on Wednesday the 21st, show Thursday the 22nd & release on the 23rd of January

Rodeo Austin Livestock Show

- Steer show schedule change
- Barrow show no longer Texas Bred and will include the addition of the Berkshire breed

San Angelo Livestock Show

- All does & wether goats must be Texas Bred and have TGBA tag recorded at validation
- Gilts- Dark OPB will be split into Polands & Herefords
- Mkt Dorpers will add a class to allow for 2 more sale slots and 3 more TLBA premiums

Houston Livestock Show

- Entry fee increase on all species
- No Health Certificates required for all Jr Show entries
- Jr. Gilts will add Hereford breed
- Show Indemnity form is multiple pages and will require additional signatures

San Antonio Livestock Show

want to inform our Commercial Steer Exhibitors of a minor change for the initial and final weigh period along with the postmark date for your record book.

-All exhibitors in this division must have owned and had their steers on feed on or before August 29, 2025.

Initial Weight: August 22 - August 29, 2025

Final Weight: January 23 – January 30, 2026

-We will be increasing the "Above Weight Target" to 1650 lbs. to adjust to industry trends. Point deductions will be adjusted accordingly as well.

****Note:** The scale tickets must show both steers were weighed on the same day or points may be deducted.

-Record Books must be completed and mailed by UPS or FedEx by February 6, 2026 to the San Antonio Stock Show & Rodeo Competitive Events Office (3201 E. Houston Street San Antonio, Texas 78219)

Additional SALE Show Updates

- Jr. Gilts only allowed 2 entries for 2026
- Hereford Gilts eligible for scholarship this year
- Mkt Lamb Sale spot adjustments- downs- 5 classes/1st-7th Dorper- 3 classes 1st – 6th MW- 15 classes/4 divisions/ 1st – 9th (7th – 9th non- walking lots)
- Mkt Swine- NEW Light Crossbred Breed division in Wave 2 this breed will also be eligible to receive a \$10,000 scholarship this year
- Mkt Swine Sale Slot update- Light Cross- 6 classes/ 1st- 4th Crossbred -8 classes/ 2 divisions/ 1st- 6th Reminder: 5th & 6th places are non-walking lots in the Junior Market Barrow Auction
- Associate Judges added for Market Lambs & Market Goats
- Mkt Steers- Wave 1 class outs will have the opportunity to reclaim their show weight prior to Wave 2 check in deadline
- Commercial does & Market Goats- must be shorn with no indications of blocking to no more than ¼" on all body above the knee & hock joint.

Major Show Judges

Sandhills Livestock show

- Cattle- Dr. Mark Hoge
- Sheep- Spencer Scotten
- Goats- TBA

MCJLS

- Steers- Ronald Blum
- Heifers- Chad Oates
- Goats- Denton Lowe
- Sheep- Wayne Morse
- Swine- Luke Parr
- Meat Rabbit- April Cade
- Poultry-

Ft. Worth Livestock Show

- Barrow- Austin Thompson
- Mkt Goat- Caleb Boardman
- Mkt Lamb- Mark Hoge
- Steer- Frank Ward
- Heifer- Brett Crow- Beefmaster, Brahman, Brangus, Gert, Simbrah
- Heifers -Ryan Cotton-Char, Hereford, P. Hereford, Shorthorn, Simi
- Heifers- Marty Ropp- Angus, Limi, Maine, R.Angus, ORB

San Antonio Livestock Show

- Steers- Dr. Blake Bloomberg/ Ast- Kyndal Reitzenstein
- Mkt Goat- Barrett Carlisle
- Mkt Lamb- Steve Sturtz
- Mkt Swine- Chad Day & Nick Hofschulte
- Mkt Broiler- Bryce Lepold
- Turkey Tom- Micah Osburn
- Turkey Hen- Jacob Leopold
- Wave 1 Heifers- Chris Sankey – Simbrah, R. Brangus, Brangus, ARB
- Wave 1 Heifers- Chris Cassidy- G. Brahman, R. Brahman, Beefmaster, Gert
- Wave 2 Heifers-Wravenna Bloomberg- Angus, Limi, Char, R. Angus, Chi, ORB
- Wave 2 Heifers- Terri Barber- Hereford, Simi, Shorthorn, P. Hereford, Maine
- Cross Gilts- AJ Genter
- Pure Gilts- Seth Keplinger/ Ast- Chris Hofschulte
- Reg. Breeding Sheep- Chad Coburn
- Com. Ewe- Nolan Hildebrand
- Reg. Breeding Goats- Chance Neff
- Com. Does- Change Neff

San Angleo Livestock Show

- Mkt Steer- Brandon Callis
- Mkt Lamb- Dr. Jeff Ripley
- Mkt Goat- Miles Gibbs
- Mkt Barrow- Pat Arkfeld
- Heifers Ring A - Amanda Schnoor- Hereford, Angus, Simi, Shorthorn, Char, Maine, Chi
- Heifers Ring B- Jenna Craft- Beefmaster, Gert, Brahman, Brangus, ARB, ORB, R. Angus, Limi
- Wether Doe- Spencer Scotten
- Breeding Sheep- Jake Thorne & Marty Gibbs
- Breeding Gilts- Pace Mittelstaedt

Houston Livestock Show

- Steers- Blake Nelson
- Mkt Goat- Miles Gibbs
- Mkt Lamb- Brent Jennings
- Mkt Swine- Brian Arnold & Kane Austin
- Mkt Broiler- Jacob Leopold(Pullet) Jason Mooney(cockerels)
- Mkt Turkey- Dustin Morgenroth (Hen) Kyle Morgenroth (Tom)
- Jr Breeding Heifer
 - Tim Schaeffer-Angus, Hereford, P. Hereford, R. Angus, Shorthorn
 - Christy Collins- Brangus, Gert, Simbrah ARB
 - Blake Blomberg- Beefmaster, G. Brahman, R. Brahman, R. Brangus
 - Will Coor- Char, Chi, Limi, Maine, Simi, ORB
- Breeding Gilt- David Ammann
- Breeding Sheep- Mike Salisbury

Rodeo Austin Livestock Show

- Steers- Dr. Scott Greiner
- Mkt Goat- Jimmy Davis
- Mkt Lamb- Dan Willoughby
- Mkt Swine- Justin Rodibaugh
- Breeding Heifer-
 - Macey Scotten – Beefmaster, Brahman, Gert, Angus, Hereford, R. Angus, Shorthorn
 - Tyler Winegardern- Brangus, R.Brangus, Simbrah, ARB, Char, Limi, Maine, Simi, ORB
- Wether Dam- Connor Brew
- Wether Doe- Colby Redifer
- Mkt Broiler- Keith Scott
- Mkt Turkey- Jacob Price

Texas Elite Gilt Showcase

- Lead Judge- Jim Kilmer
- Sift Judge- Jake Hege

Jackpot Shows

TROY FFA PRESENTS:

**\$500 TO GRANDS
\$250 TO RESERVES
\$100 TO BREED CH
\$50 TO RES BREED CH**

**SATURDAY
3RD
JANUARY**

**RING A: PRIZES/BANNERS
RING B: CASH
PAYOUT TO TOP 3/CLASS
*MUST SHOW IN RING A
TO SHOW IN RING B**

**\$35/
RING**

2026

**NEW YEAR'S
SHOWDOWN**

**LAMBS:
5 BREED SHOW
FW, FWX, SD,
HS, MW
GOATS: BY WGT
3 DIVISIONS**

LAMB & GOAT JACKPOT

JUDGES

**JOSH CODY
CAM ANDERSON**

**7 AM - BARN OPEN
8:30 - WEIGHT
CARDS DUE
9 AM - SHEEP
SHOWMANSHIP
9:30 AM - GOAT
SHOWMANSHIP
PEEWEE, JR, INT, SR**

PREMIUM PARKING AVAILABLE: \$50 - CALL TO RESERVE

CADENCE BANK CENTER - 301 W LOOP 121, BELTON TX, 76515

TYLER COUFAL - 254-563-5240 - TYLER.COUFAL@TROYISD.ORG

B³

THORNDALE 4-H & FFA AG BOOSTERS PRESENTS
**6TH ANNUAL
BLACKLAND
BULLDOG BASH**

JANUARY 10, 2026 • ROCKDALE, TX
Rockdale Fair Park, 200 Walnut St.

**60 buckles
to be given away!**

PIG
Shown by breed, by weight:
Light OPB, Dark OPB, Berkshire,
Duroc, Hampshire, Yorkshire, All Black,
Blue Cross and Dark Cross
JUDGES: Brice Mund and Scott Smith

LAMB/GOAT
Lambs shown by breed:
Dorper, Southdown, Finewool, Finewool X and Medium
Goats shown by weight division.
JUDGES: Jimmy Key and Wayne Morse

8 AM: Weight cards due
8:30 AM: Showmanship starts
Pee-wee, Junior, Intermediate & Senior
Buckles for Champions & Reserve

FOR MORE INFO:
Glenn - 512.661.8058

For the most up to
date information,
follow us on
Facebook

BLACKLAND BULLDOG BASH -B3

RING A PRIZES:
-Class Prizes
-Awards for Breed/Division
MUST SHOW IN RING A TO SHOW IN RING B.

RING B PRIZES:
-Breed & Reserve Breed /
Division Champion Buckles
-Class Prizes
-Added Money per Species
Grand \$500
Reserve \$300
3rd Overall \$200
4th Overall \$100

ADDITIONAL INFO:
-Breakfast/Lunch concessions available
-Show supply trailer will be on-site
-Wash racks available
-Pens available (must pickup shavings/show off your trailer)
-Breeds with 7 or less entries will be one class, regardless of weight.
-Limited premium trailer spots will be available - must pay in advance

Navasota River Classic
Sunday January 18, 2026
2 Rings

CATTLE JUDGES:
KATY WUNDERLICH
PJ BUDLER
LAMB/GOAT JUDGES:
CHARLES SEELY
JIMMY KEY

**WORSHIP SERVICE BY
RAY PERRYMAN
8:15AM-8:45AM
WE'D LOVE TO SEE YOU THERE**

**REGISTER ON SHOWMAN
ENTRIES ACCEPTED DAY OF SHOW**

**HEIFERS-DIVISION: AMERICAN, BRITISH, EXOTIC
COMMERCIAL HEIFERS ALLOWED - WILL SHOW WITH REGISTERED
HEIFERS
STEERS - DIVISION/WEIGHT: AMERICAN, BRITISH, EXOTIC
LAMBS/GOATS - SHOWN BY WEIGHT (NO BREED)**

**\$30 RING A/\$35 RING B
MUST SHOW IN RING A TO SHOW IN RING B
CHECK-IN/WEIGHT CARDS: 7AM-8:30
\$10 SHOWMANSHIP - BEGINS @ 9:30AM
PEE WEE 8 & UNDER, JR. 9-12, INT. 13-15,
SR. 16-18, OLD TIMER'S 19 & UP**

**Prizes, Banners,
& Buckles will be
awarded**

Contacts:
Brandi (903) 388-9434
Amber (254) 709-1786

Limestone County Fairgrounds 922 N Tyus Groesbeck, TX 76642

Navasota River Classic
Saturday January 17, 2026
Swine Only - 2 Rings

**Limited Premium
Trailer Spots inside
barn available
\$50**

Shown By Breed/Weight:
White OPB, Dark OPB, Duroc
Hamp, York, Berkshire, Dark
Cross, Light Cross (Blues Only)

\$\$\$Added Money\$\$\$

JUDGES:
RING A: JACOB DIEZI
RING B: CLAYTON SCHRAM

**\$30 RING A/\$35 RING B
MUST SHOW IN RING A TO SHOW IN RING B
CHECK-IN/WEIGHT CARDS: 7AM-8:30
\$10 SHOWMANSHIP - BEGINS @ 9AM
PEE WEE 8 & UNDER, JR. 9-12, INT. 13-15,
SR. 16-18, OLD TIMER'S 19 & UP**

**Prizes, Banners,
& Buckles will be
awarded**

**REGISTER ON SHOWMAN
ENTRIES ACCEPTED DAY OF SHOW**

Contacts:
Brandi (903) 388-9434
Amber (254) 709-1786

Limestone County Fairgrounds 922 N Tyus Groesbeck, TX 76642

**McLennan County
Extension Office**

4224 Cobbs Drive.
Waco, Texas 76710

Phone: 254-757-5180
Fax: 254-757-5097
E-mail:

McLennan@ag.tamu.edu

We're on the Web!

<https://mclennan.agrilife.org/>

Upcoming Events:
Tag Order Deadlines:

Validation Dates:

Rabbit
1/5- Extraco

Show Entry Dates

Show Dates

2026 Sandhills Livestock Show

January 8-10, 2026

Cattle- 1/7 – 1/10
Sheep- 1/9- 1/10
Goat- 1/8- 1/9

2026 Forth Worth Livestock Show

January 16-February 7, 2026

Breeding Heifer -1/22-1/26
1/24- Brangus, Shorthorn, R. Angus/ Beefmaster,
Hereford, P. Hereford, Maine
1/25- Limi, Char/ Get, Angus
1/26- Brahman, Simi/ ORB, Simbrah
Breeding Gilt- 1/23-1/26
Breeding Sheep- 1/21- 1/24
Mkt Goat- 1/28-1/30
Mkt Lamb- 1/27-1/30
1/28- FW, FWX, SD, Dorper
1/29- MW
Mkt Swine – 2/2-2/5
2/4- Dark OPB, Duroc, Hamp, Light OPB
2/5- York, Cross
Steer-2/3-2/6
2/5-Angus, Hereford, P. Hereford, Shorty, ABC, Exotic 1-4
2/6- Exotic 5-12

2026 MCJLS

February 2-6, 2026

Mkt Sheep -2/2-2/3
Mkt Goat -2/2-2/3
Steer 2/3-2/4
Heifer 2/3-2/4
Swine 2/4-2/5
Poultry -2/5
Rabbit- meat- 2/3

2026 San Angelo Livestock Show

February 5-22, 2026

Steers- 2/-2/10
Wave 1 Heifers 2/11-2/12
Wave 2 Heifers 2/14-2/15
Mtk Lamb 2/7-2/10
Mkt Goat 2/7-2/10
Mkt Swine – 2/16-2/18
Does – 2/7-2/8
Breeding Gilts-2/12-2/15
Breeding Sheep wave 1- 2/19-2/20
Breeding Sheep Wave 2- 2/21-2/22

2026 Elite Gilt Showcase

February 2026

2026 San Antonio Livestock Show

February 12-March 1, 2026

Breeding Gilt- 2/10-2/12
Poultry- 2/11
Breeding Sheep & Goat- 2/13-2/14
Mkt Goat- 2/16-2/17
Mkt Lamb- 2/16-2/18
Breeding Heifer Wave1- 2/16-2/17 (American)
Breeding Heifer Wave 2-19-2/20 (Brit/Exotic)
Mkt Swine Wave 1- 2/20-2/22 (Dark)
Mkt Swine Wave 2- 2/24-2/26 (Light)
Steer Wave 1- 2/22-2/23 Maine, Char, Simi,
Americans
Steer Wave 2- 2/25-2/27- British, Limi, RX, BX, OX

2026 Houston Livestock Show

March 2-22, 2026

Breeding Gilt- 3/5-3/6
Broilers -3/12
Turkeys- 3/13
Breeding Sheep 3/2-3/4
Mkt Goat- 3/10-3/12
Mkt Lamb- 3/10-3/12
Breeding Heifer Wave1- 3/9-3/11(American)
Breeding Heifer Wave 2-3/12-3/14 (Brit/Exotic)
Mkt Swine Wave 1- 3/14-3/16 (Dark)
Mkt Swine Wave 2- 3/17-3/19 (Light)
Steer Wave 1- 3/15-3/17 Maine, Char, Simi,
Americans
Steer Wave 2- 3/18-3/20- British, Limi, RX, BX, OX

2026 Rodeo Austin Livestock Show

March 13-28, 2026

Steers- 3/11-3/13
Wave 1 Heifers- American 3/25-3/26
Wave 2 Heifers- Brit/Exotic 3/27-3/28
Mtk Lamb & Goat- 3/19-3/20
Mkt Swine – 3/21-3/23
Breeding Sheep & Goat- 3/17-3/18
Poultry- 3/16

Contacts

Jerod Meurer
NR Agent

Dr. Shane McLellan
AG Agent

Madeline Makovy
4-H & Youth Development

Rachel Esquivel
Family & Community Health Agent

Educational programs of the Texas A&M AgriLife Extension Service are open to all people without regard to race, color, religion, sex, national origin, age, disability, genetic information or veteran status.

The Texas A&M University System, U.S. Department of Agriculture, and the County Commissioners Courts of Texas Cooperating